

Rev. 1.0

TEN'SEE 22

cnSPOKE

ТЕНЗИОМЕТР

TEN'SEE 22

Инструкция

Как измерить натяжение спицы

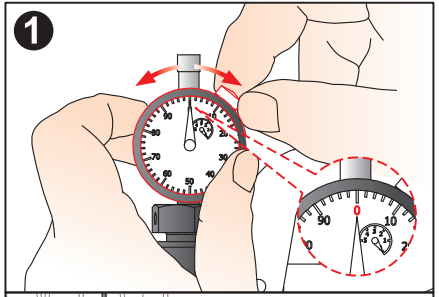

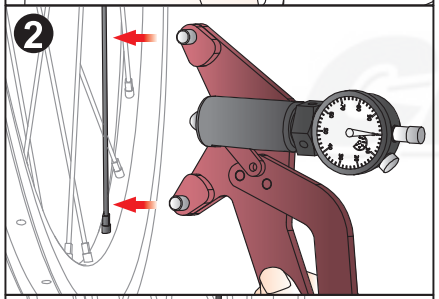

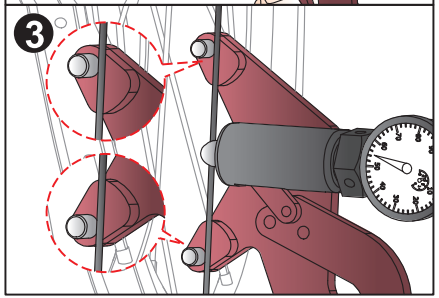

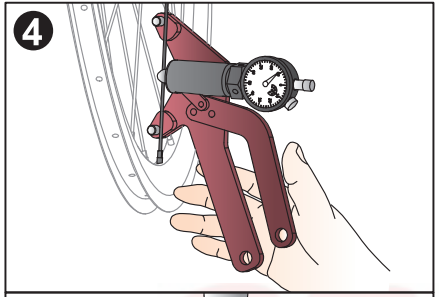

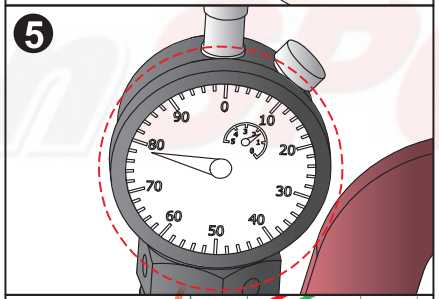

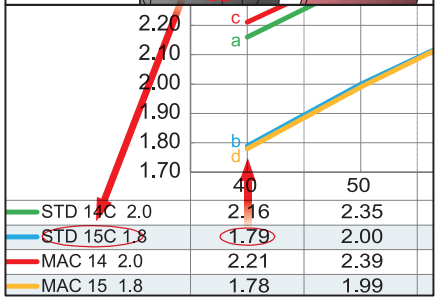

Проверка точности

Со временем или в особых условиях точность тензиометра нужно перепроверять. Для этого измерьте эталон (test piece) и снимите показание. Если число в пределах «заводских параметров», указанных ниже, — поздравляем, прибор в порядке. Если число выходит за пределы «заводских параметров», тензиометр нужно отдать в обслуживание. Обратитесь в сервисный центр или к продавцу, у которого вы купили прибор.

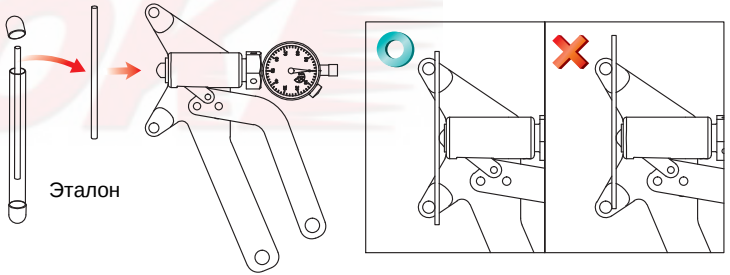

Дата / Заводские параметры

	NG<	~	<NG
	NG<	~	<NG
	NG<	~	<NG
	NG<	~	<NG

TEN'SEE 22

cnSPOKE

Постоянное сечение

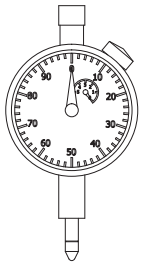

Показание
(мм)



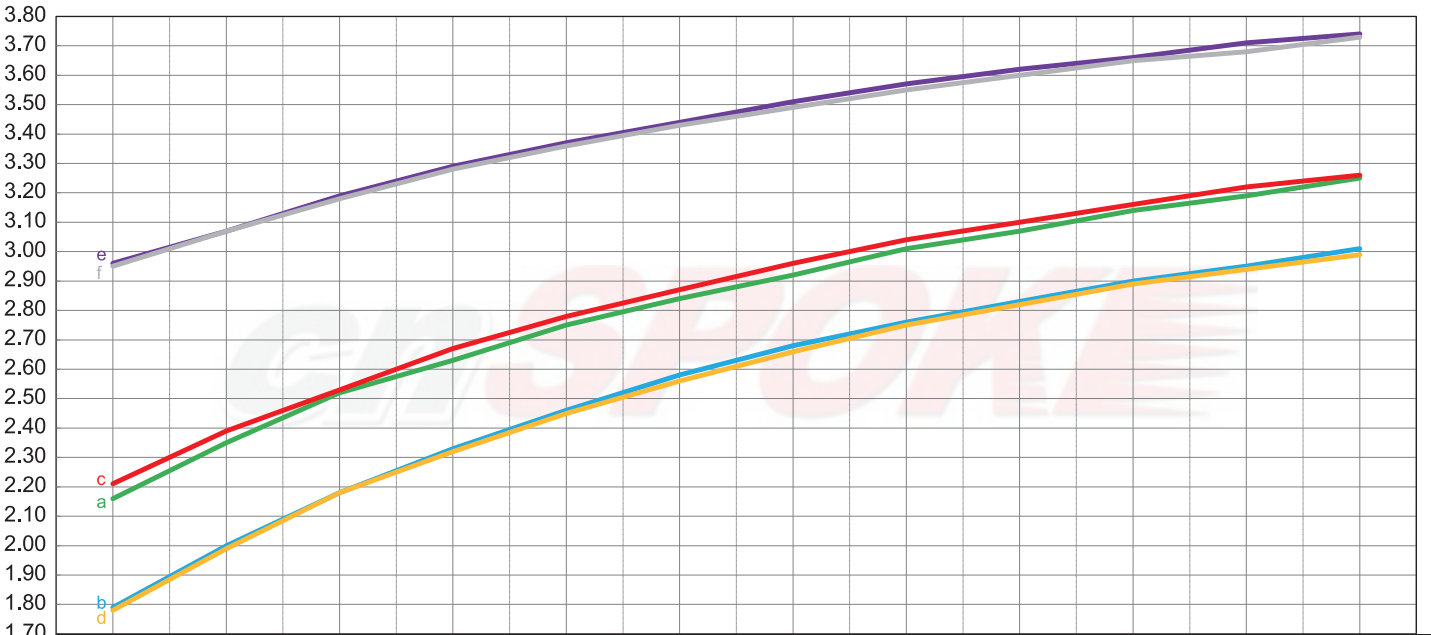

	40	50	60	70	80	90	100	110	120	130	140	150 кгс
a STD 14C 2.0	2.16	2.35	2.52	2.63	2.75	2.84	2.92	3.01	3.07	3.14	3.19	3.25
b STD 15C 1.8	1.79	2.00	2.18	2.33	2.46	2.58	2.68	2.76	2.83	2.90	2.95	3.01
c MAC 14 2.0	2.21	2.39	2.53	2.67	2.78	2.87	2.96	3.04	3.10	3.16	3.22	3.26
d MAC 15 1.8	1.78	1.99	2.18	2.32	2.45	2.56	2.66	2.75	2.82	2.89	2.94	2.99
e CN134T 2.3-2.0T	2.96	3.07	3.19	3.29	3.37	3.44	3.51	3.57	3.62	3.66	3.71	3.74
f M134T T2.3-2.0T	2.95	3.07	3.18	3.28	3.36	3.43	3.49	3.55	3.60	3.65	3.68	3.73

1 кгс = 9,8 Н = 2,204 lbf

Натяжение спицы (кгс)

TEN'SEE 22

cnSPOKE

Аэроспицы

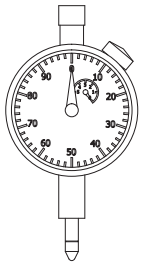

Показание
(мм)

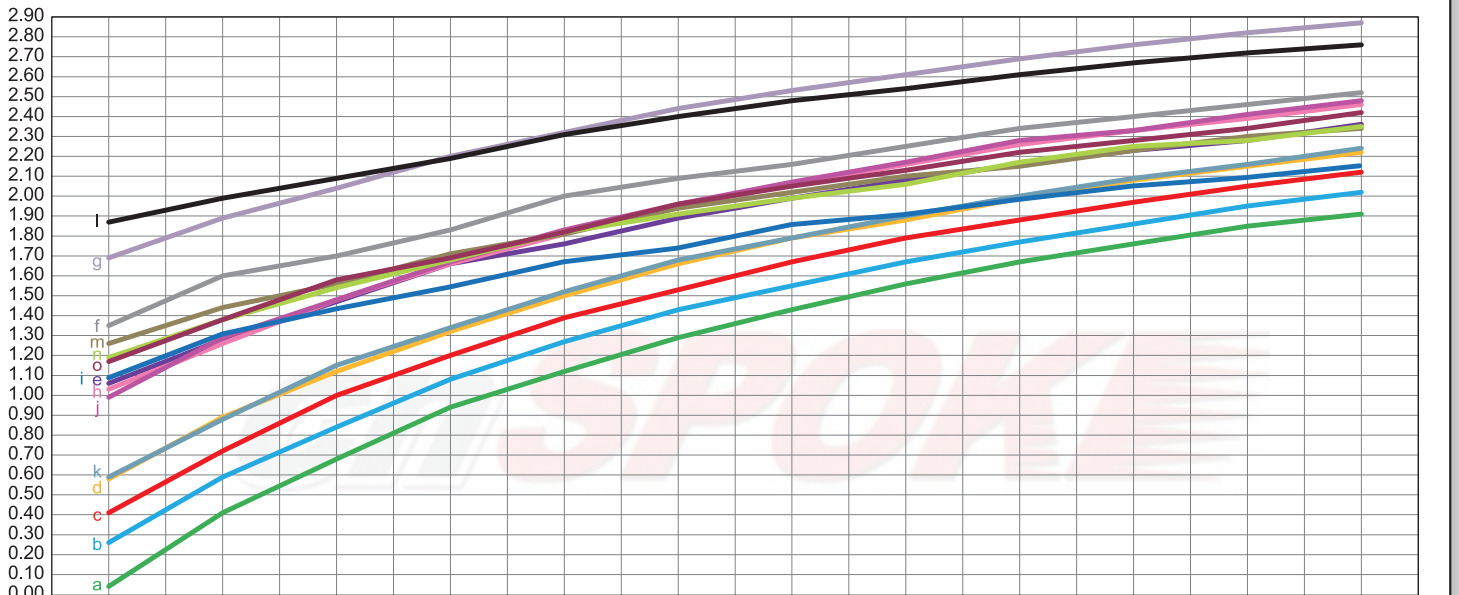

		40	50	60	70	80	90	100	110	120	130	140	150 кгс
a	Aero 330 2.0-2.1*0.8-2.0	0.04	0.41	0.68	0.94	1.12	1.29	1.43	1.56	1.67	1.76	1.85	1.91
b	Aero 360 2.0-2.1*0.85-2.0	0.26	0.59	0.84	1.08	1.27	1.43	1.55	1.67	1.77	1.86	1.95	2.02
c	Aero 424 2.0-2.2*0.9-2.0	0.41	0.72	1.00	1.20	1.39	1.53	1.67	1.79	1.88	1.97	2.05	2.12
d	Aero 464 2.0-2.2*1.0-2.0	0.58	0.89	1.12	1.32	1.50	1.66	1.79	1.88	1.99	2.08	2.15	2.22
e	Aero 434 2.0-2.2*1.1-2.0	1.06	1.28	1.47	1.66	1.76	1.89	1.99	2.08	2.16	2.23	2.28	2.36
f	Aero 454 2.0-2.2*1.2-2.0	1.35	1.60	1.70	1.83	2.00	2.09	2.16	2.25	2.34	2.40	2.46	2.52
g	Aero 474 2.0-2.3*1.5-2.0	1.69	1.89	2.04	2.20	2.32	2.44	2.53	2.61	2.69	2.76	2.82	2.87
h	Aero 494 2.0-3.0*1.2-2.0	1.03	1.26	1.48	1.66	1.81	1.95	2.06	2.16	2.26	2.33	2.39	2.46
i	Aero 494C 2.0-3.5*1.1-2.0	1.09	1.35	1.50	1.63	1.78	1.86	2.00	2.06	2.15	2.23	2.28	2.35
j	Aero 585 2.0-2.3*1.2-2.0	0.99	1.29	1.48	1.67	1.83	1.96	2.07	2.17	2.28	2.33	2.41	2.48
k	Aero 595 2.0-3.0*1.0-2.0	0.59	0.88	1.15	1.34	1.52	1.68	1.79	1.90	2.00	2.09	2.16	2.24
l	Aero 374T 2.3-1.4*3.2-2.0T	1.87	1.99	2.09	2.19	2.31	2.40	2.48	2.54	2.61	2.67	2.72	2.76
m	Aero 384T 2.3-1.3*4.3-2.0T	1.26	1.44	1.56	1.71	1.81	1.94	2.02	2.10	2.15	2.23	2.30	2.34
n	Aero 394T 2.3-1.1*5.0-2.0T	1.19	1.38	1.54	1.68	1.82	1.91	1.99	2.06	2.17	2.25	2.28	2.35
o	Aries 384 2.3-1.2*2.5-2.0	1.17	1.38	1.58	1.69	1.82	1.96	2.05	2.13	2.22	2.28	2.34	2.42

1 кгс = 9,8 Н = 2,204 lbf

Натяжение спицы (кгс)

ISO-9001:2008
QMS Certified

Сделано на Тайване

HYI-CNSP2-41-001

TEN'SEE 22

cnSPOKE

Баттированные

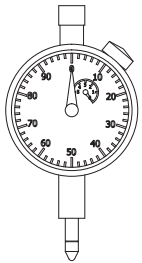

Показание
(мм)

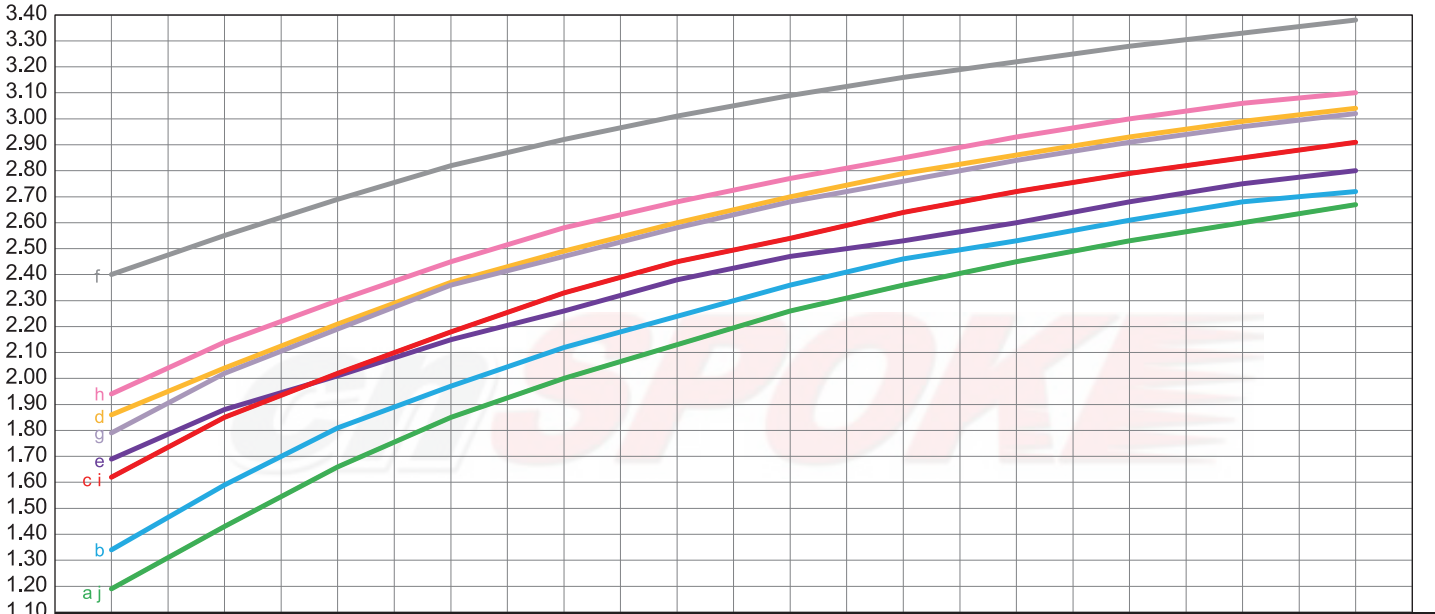

	40	50	60	70	80	90	100	110	120	130	140	150 кгс
a DB 474 2.0-1.5-2.0	1.19	1.43	1.66	1.85	2.00	2.13	2.26	2.36	2.45	2.53	2.60	2.67
b DB 464 2.0-1.6-2.0	1.34	1.59	1.81	1.97	2.12	2.24	2.36	2.46	2.53	2.61	2.68	2.72
c DB 404 2.0-1.7-2.0	1.62	1.85	2.02	2.18	2.33	2.45	2.54	2.64	2.72	2.79	2.85	2.91
d DB 454 2.0-1.8-2.0	1.86	2.04	2.21	2.37	2.49	2.60	2.70	2.79	2.86	2.93	2.99	3.04
e DB 565 1.8-1.6-1.8	1.69	1.88	2.01	2.15	2.26	2.38	2.47	2.53	2.60	2.68	2.75	2.80
f OP 344 2.3-2.0-2.0	2.40	2.55	2.69	2.82	2.92	3.01	3.09	3.16	3.22	3.28	3.33	3.38
g OP 455 2.0-1.8-1.8	1.79	2.02	2.19	2.36	2.47	2.58	2.68	2.76	2.84	2.91	2.97	3.02
h TB 354 2.3-1.8-2.0	1.94	2.14	2.30	2.45	2.58	2.68	2.77	2.85	2.93	3.00	3.06	3.10
i TB 405 2.0-1.7-1.8	1.62	1.85	2.02	2.18	2.33	2.45	2.54	2.64	2.72	2.79	2.85	2.91
j TB 475 2.0-1.5-1.8	1.19	1.43	1.66	1.85	2.00	2.13	2.26	2.36	2.45	2.53	2.60	2.67

1 кгс = 9,8 Н = 2,204 lbf

Натяжение спицы (кгс)

ТАБЛИЦА НАТЯЖЕНИЯ

cnSPOKE

Модель	Сечение	40	50	60	70	80	90	100	110	120	130	140	150	кгс
STD 14C	2.0	2.16	2.35	2.52	2.63	2.75	2.84	2.92	3.01	3.07	3.14	3.19	3.25	
STD 15C	1.8	1.79	2.00	2.18	2.33	2.46	2.58	2.68	2.76	2.83	2.90	2.95	3.01	
MAC 14	2.0	2.21	2.39	2.53	2.67	2.78	2.87	2.96	3.04	3.10	3.16	3.22	3.26	
MAC 15	1.8	1.78	1.99	2.18	2.32	2.45	2.56	2.66	2.75	2.82	2.89	2.94	2.99	
CN134T	2.3-2.0T	2.96	3.07	3.19	3.29	3.37	3.44	3.51	3.57	3.62	3.66	3.71	3.74	
M134T	2.3-2.0T	2.95	3.07	3.18	3.28	3.36	3.43	3.49	3.55	3.6	3.65	3.68	3.73	
DB 474	2.0-1.5-2.0	1.19	1.43	1.66	1.85	2.00	2.13	2.26	2.36	2.45	2.53	2.60	2.67	
DB 464	2.0-1.6-2.0	1.34	1.59	1.81	1.97	2.12	2.24	2.36	2.46	2.53	2.61	2.68	2.72	
DB 404	2.0-1.7-2.0	1.62	1.85	2.02	2.18	2.33	2.45	2.54	2.64	2.72	2.79	2.85	2.91	
DB 454	2.0-1.8-2.0	1.86	2.04	2.21	2.37	2.49	2.60	2.70	2.79	2.86	2.93	2.99	3.04	
DB 565	1.8-1.6-1.8	1.69	1.88	2.01	2.15	2.26	2.38	2.47	2.53	2.60	2.68	2.75	2.80	
OP 344	2.3-2.0-2.0	2.40	2.55	2.69	2.82	2.92	3.01	3.09	3.16	3.22	3.28	3.33	3.38	
OP 455	2.0-1.8-1.8	1.79	2.02	2.19	2.36	2.47	2.58	2.68	2.76	2.84	2.91	2.97	3.02	
TB 354	2.3-1.8-2.0	1.94	2.14	2.30	2.45	2.58	2.68	2.77	2.85	2.93	3.00	3.06	3.10	
TB 405	2.0-1.7-1.8	1.62	1.85	2.02	2.18	2.33	2.45	2.54	2.64	2.72	2.79	2.85	2.91	
TB 475	2.0-1.5-1.8	1.19	1.43	1.66	1.85	2.00	2.13	2.26	2.36	2.45	2.53	2.60	2.67	
Aero 330	2.0-2.1*0.8-2.0	0.04	0.41	0.68	0.94	1.12	1.29	1.43	1.56	1.67	1.76	1.85	1.91	
Aero 360	2.0-2.1*0.85-2.0	0.26	0.59	0.84	1.08	1.27	1.43	1.55	1.67	1.77	1.86	1.95	2.02	
Aero 424	2.0-2.2*0.9-2.0	0.41	0.72	1.00	1.20	1.39	1.53	1.67	1.79	1.88	1.97	2.05	2.12	
Aero 464	2.0-2.2*1.0-2.0	0.58	0.89	1.12	1.32	1.50	1.66	1.79	1.88	1.99	2.08	2.15	2.22	
Aero 434	2.0-2.2*1.1-2.0	1.06	1.28	1.47	1.66	1.76	1.89	1.99	2.08	2.16	2.23	2.28	2.36	
Aero 454	2.0-2.2*1.2-2.0	1.35	1.60	1.70	1.83	2.00	2.09	2.16	2.25	2.34	2.40	2.46	2.52	
Aero 474	2.0-2.3*1.5-2.0	1.69	1.89	2.04	2.20	2.32	2.44	2.53	2.61	2.69	2.76	2.82	2.87	
Aero 494	2.0-3.0*1.2-2.0	1.03	1.26	1.48	1.66	1.81	1.95	2.06	2.16	2.26	2.33	2.39	2.46	
Aero 494C	2.0-3.5*1.1-2.0	1.09	1.35	1.5	1.63	1.78	1.86	2.00	2.06	2.15	2.23	2.28	2.35	
Aero 585	2.0-2.3*1.2-2.0	0.99	1.29	1.48	1.67	1.83	1.96	2.07	2.17	2.28	2.33	2.41	2.48	
Aero 595	2.0-3.0*1.0-2.0	0.59	0.88	1.15	1.34	1.52	1.68	1.79	1.90	2.00	2.09	2.16	2.24	
Aero 374T	2.3-1.4*3.2-2.0T	1.87	1.99	2.09	2.19	2.31	2.40	2.48	2.54	2.61	2.67	2.72	2.76	
Aero 384T	2.3-1.3*4.3-2.0T	1.26	1.44	1.56	1.71	1.81	1.94	2.02	2.10	2.15	2.23	2.30	2.34	
Aero 394T	2.3-1.1*5.0-2.0T	1.19	1.38	1.54	1.68	1.82	1.91	1.99	2.06	2.17	2.25	2.28	2.35	
Aries 384	2.3-1.2*2.5-2.0	1.17	1.38	1.58	1.69	1.82	1.96	2.05	2.13	2.22	2.28	2.34	2.42	

Другие модели

ТАБЛИЦА НАТЯЖЕНИЯ 2

Модель	40	50	60	70	80	90	100	110	120	130	140	150	кгс
Aero 416	1.17	1.35	1.46	1.63	1.74	1.88	1.96	2.01	2.15	2.19	2.24	2.31	
Aero 417	1.47	1.60	1.72	1.85	1.96	2.08	2.16	2.20	2.29	2.35	2.40	2.44	
Aero 418	1.69	1.78	1.87	2.01	2.12	2.2	2.29	2.36	2.44	2.47	2.55	2.6	
Ti 14C	2.02	2.20	2.37	2.50	2.62	2.75	2.85	2.94	3.01	3.08	3.16	3.20	
Ti-Aero	1.52	1.72	1.88	2.07	2.17	2.29	2.43	2.52	2.59	2.66	2.74	2.78	
Ti-Duo Areo	1.09	1.22	1.41	1.58	1.74	1.86	1.95	2.06	2.16	2.24	2.32	2.39	
Ti-Duo	1.50	1.68	1.91	2.03	2.20	2.32	2.45	2.53	2.62	2.73	2.79	2.85	
TB 304	2.20	2.35	2.43	2.52	2.60	2.71	2.77	2.83	2.90	2.95	3.00	3.06	

TEN'SEE 22

cnSPOKE

Другие модели

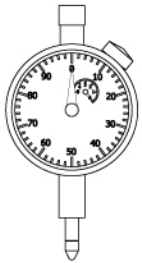

Показание (мм)

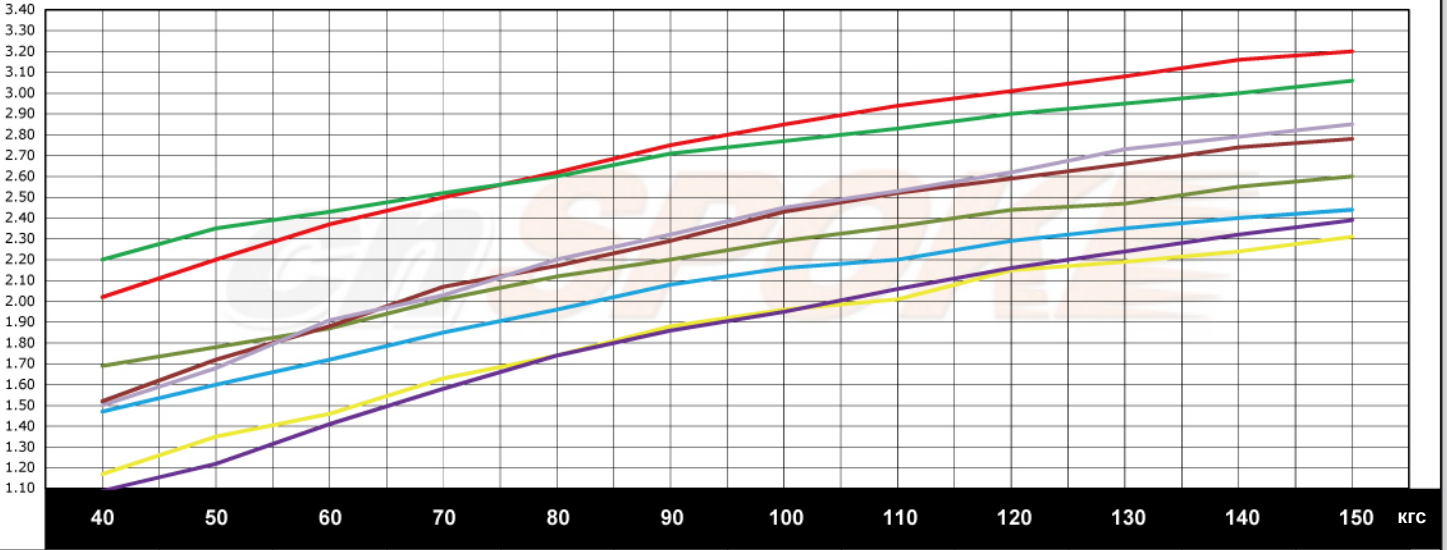



	40	50	60	70	80	90	100	110	120	130	140	150 кгс
Aero 416	1.17	1.35	1.46	1.63	1.74	1.88	1.96	2.01	2.15	2.19	2.24	2.31
Aero 417	1.47	1.60	1.72	1.85	1.96	2.08	2.16	2.20	2.29	2.35	2.40	2.44
Aero 418	1.69	1.78	1.87	2.01	2.12	2.2	2.29	2.36	2.44	2.47	2.55	2.6
Ti 14C	2.02	2.20	2.37	2.50	2.62	2.75	2.85	2.94	3.01	3.08	3.16	3.20
Ti-Aero	1.52	1.72	1.88	2.07	2.17	2.29	2.43	2.52	2.59	2.66	2.74	2.78
Ti-Duo Areo	1.09	1.22	1.41	1.58	1.74	1.86	1.95	2.06	2.16	2.24	2.32	2.39
Ti-Duo	1.50	1.68	1.91	2.03	2.20	2.32	2.45	2.53	2.62	2.73	2.79	2.85
TB 304	2.20	2.35	2.43	2.52	2.60	2.71	2.77	2.83	2.90	2.95	3.00	3.06

1 кгс = 9,8 Н = 2,204 lbf

Натяжение спицы (кгс)